



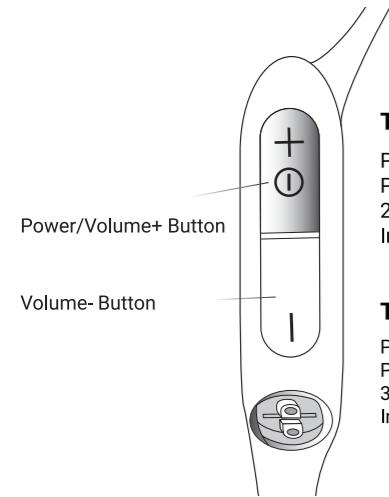
Please refer to the following for more details



User Guide

# OPENRUN PRO 18S

## ON/OFF



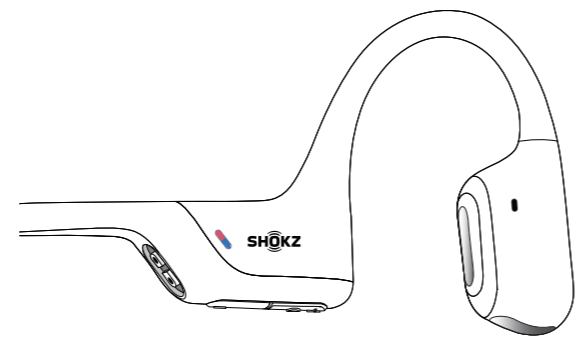
### Turn on the headphones

Press and hold the Power/Volume+ Button for 2 seconds until the LED Indicator flashes blue.

### Turn off the headphones

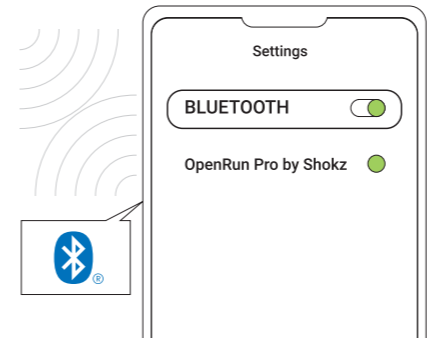
Press and hold the Power/Volume+ Button for 3 seconds until the LED Indicator flashes red.

## Pairing ①



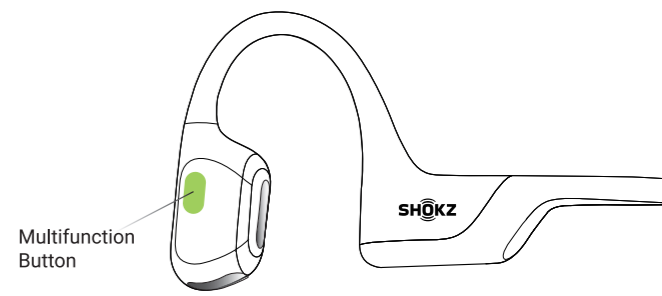
1. Start with OpenRun Pro turned **off**.
2. Press and **hold** the **Volume+** Button for **5 seconds** or until the LED Indicator **flashes red and blue**.

## Pairing ②



3. Open your device's **Bluetooth** settings and select "**OpenRun Pro by Shokz**." Audrey will say "connected."

## Multifunction Button



- ▶|| Play/pause music ●  
Click once
- ⏮ Next song ●●  
Double-click while music is playing
- ⏪ Previous song ●●●  
Triple-click while music is playing
- ☎ Answer call ●  
Click once
- 📞 End call ●  
Click once

